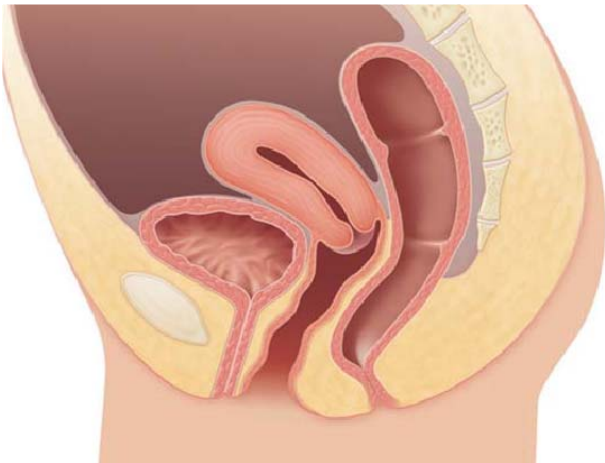


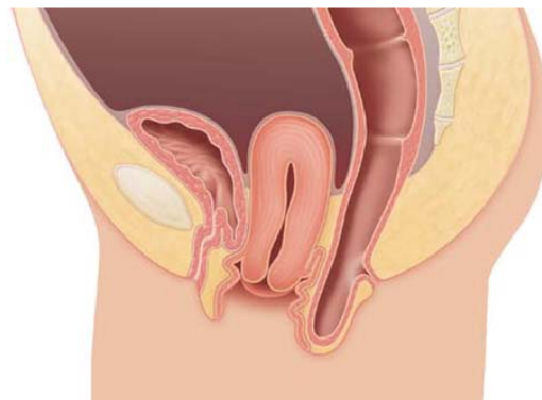


Pelvic Organ Prolapse- Apical Compartment

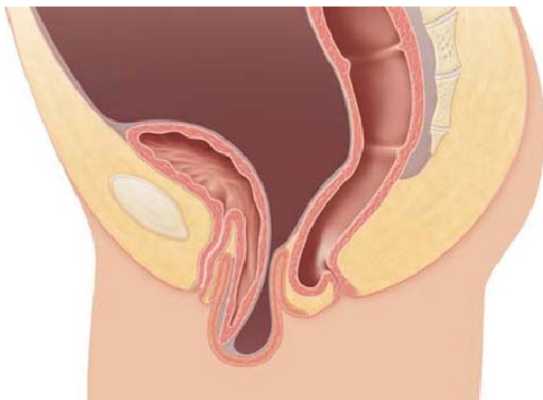
Normal Anatomy



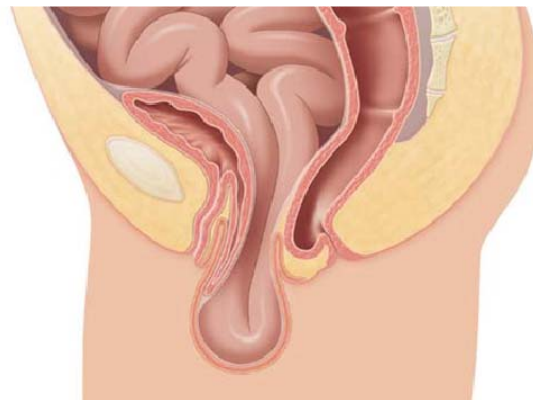
Uterine Prolapse



Vaginal Vault Prolapse



Enterocoele



Uterine Prolapse- For women who still have a uterus, the support structures holding the uterus in place can also be compromised, allowing the uterus to fall down into the vagina. This is called uterine prolapse.

Vaginal Vault Prolapse- In women who have had a hysterectomy (surgical removal of the uterus), the natural support structures in the vagina provided by the uterus no longer exist. The top portion of the vagina can then push down into the lower vagina, causing vaginal vault prolapse.

Enterocoele (pronounced “en’ter-o-sel”)- An enterocoele occurs when the small intestines push the back of the vagina toward the opening. This usually occurs in conjunction with another form of prolapse and is repaired during the same procedure.